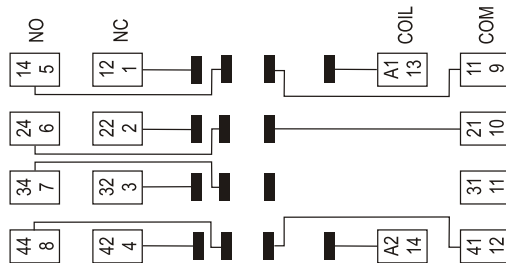


S14D

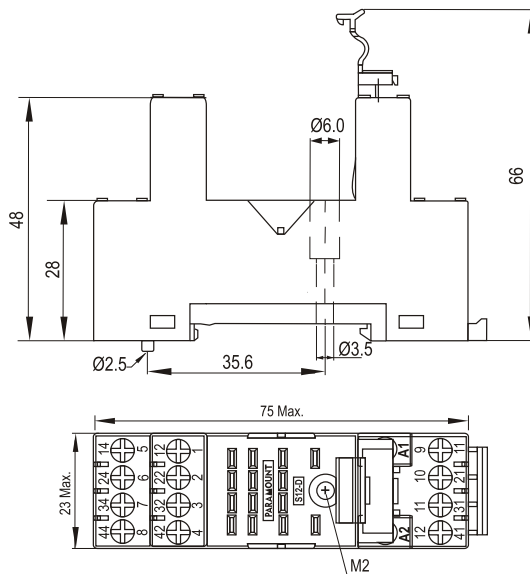
Only
23 mm
WIDE

Socket for P14 (7A)
DIN Rail or Panel Mountable

Wiring Diagram



Dimensions in mm.

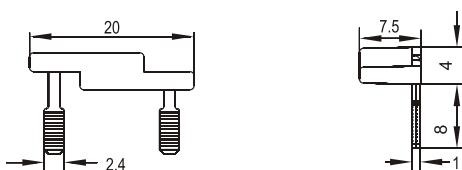


Accessories



S14D-B1

Dimensions in mm.



S14D-B1, 10A @ 250 VAC, 1 Way Bridge for Coil

Specifications

Poles : 4 Change Over Contact
Nominal load : 7A / 250 VAC

Insulation: Di-electric strength, 1minute

Between contact and coil : 2.5 KV
Between all terminals and DIN Rail : 2.5 KV
Between adjacent terminals : 2.5 KV

Max. screw torque : 1.2 Nm
Screw dimensions : M3, Pozi

Wire in-lets capacity:

Solid Wire : 4 mm or 2 x 2.25 mm
Multi core : 22 14 AWG
Ferrule tip terminals : 4 mm
Weight Approx. : 61 gms.

Other Aspects

DIN Rail / Panel Mountable
EN / DIN Sequential Numbering according to EN 60947 & IEC 61810
Integrated Relay Hold Down Clip
Removable White Marking Label
Hard Brass Tin Plated Terminals
Brass Tin Plated Screw

Accessories

Bridge S14D-B1 for Coil Terminal

Approvals

